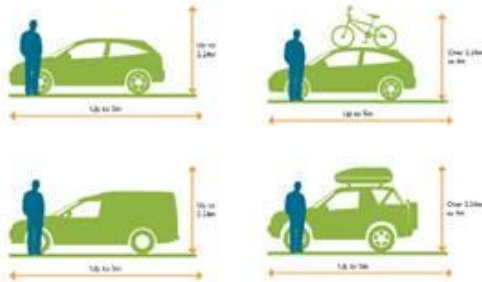


## Isle of Wight Chamber of Commerce Members Wightlink Discount Terms and Conditions

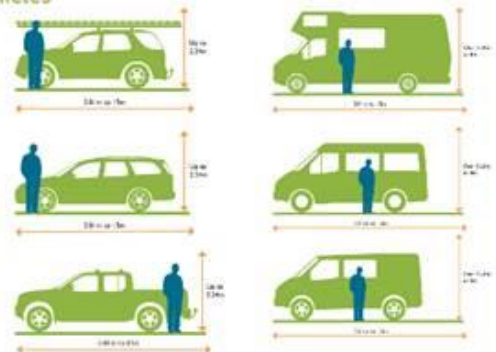
1. Journeys must originate from the Island; discount applies to island vehicle and foot passenger fares
2. Covers cars, vans and motorcycles up to 5m in length and passenger vehicles from 5.01-15m
3. Includes up to 7 people per vehicle; 2 for motorcycles
4. No freight/commercial vehicles – any vehicle 5.01m and over designed to carry heavy loads and have not been specifically constructed or adapted for the carriage of passengers
5. Doesn't cover mainland fares
6. Doesn't cover Group Foot passengers
7. Discount does not apply to multilink, season tickets and promotional fares

### Cars & vans



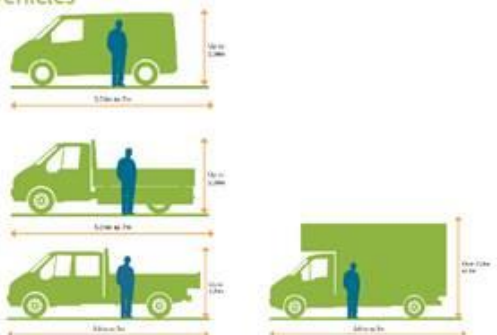
Category	Low vehicle	High vehicle
Category rules	Up to 5.00m long Up to 2.24m high	Up to 5.00m long Over 2.24m to 4m high
Examples	Cars, small vans and any other vehicle up to 5m long	

### Passenger vehicles



Category	Low passenger vehicle	High passenger vehicle
Category rules	5.01m to 15m long Up to 2.24m high	5.01m to 15m long Over 2.24m to 4m high
Examples	Longer cars, motorhomes, pick-ups built on a car chassis and passenger vehicles 5.1m and longer	

### Commercial vehicles



Category	Low commercial vehicle	High commercial vehicle
Category rules	5.01m to 7m long Up to 2.24m high	5.01m to 7m long Over 2.24m to 4m high
Examples	Vans, pick-ups, trucks and other goods vehicles designed to carry heavy loads 5.1m and longer and have not been specifically constructed or adapted for the carriage of passengers.	